

## 1. The German Socio-Economic Panel Study Information System – online –

### What does SOEPinfo do ?

SOEPinfo is an online program that allows you to obtain information about the variables in the SOEP data set.

SOEPinfo answers the questions:

- What variables are present, in which files, and for which years?
- What are all the variables in any given data file?
- What variables are available on the topic "X"?
- I know what a variable is called in one year, but what is it called in all other years?
- Is the information that I want available at the person, household, or spell level?
- Have the coding of the variables changed over time?
- What are the frequencies of variables of interest to me?
- What does an STATA, SPSS or SAS retrieval look like for the variables of interest to me?
- Do I have enough observations to carry out my project?

It gives you an overview of the file structure:

Contents of Data Files 2002

Filename Conventions

- Prefix of Data Filenames:
  - Year: 1984 1985 1986 1987 1988 1989 1990 1991 1992 1993
  - A B C D E F G H I J
  - Year: 1994 1995 1996 1997 1998 1999 2000 2001 2002
  - K L M N O P Q R S
  - A trailing zero is a two digit year.

The Files

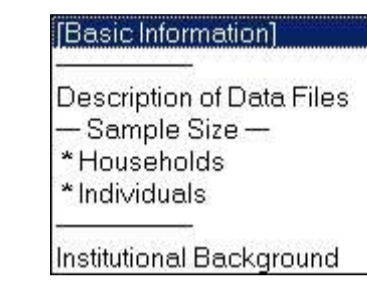
Filename	Content
PPFAD	• Wählerbezirgs- und Personenzustandsinformation • multi-wave person core information
HPFAD	• Wählerbezirgs- und Haushaltbasisinformation • multi-wave household core information

... currently the SOEP consists of more than **240 data files** with more than **30,000 variables**.

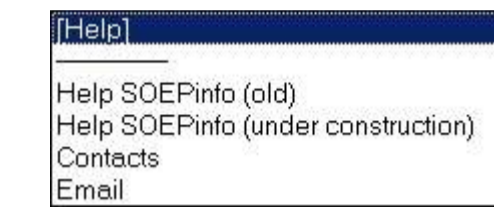
The available main actions are:



Searching for Variables, including word search over labels, access to the topics and the questionnaires



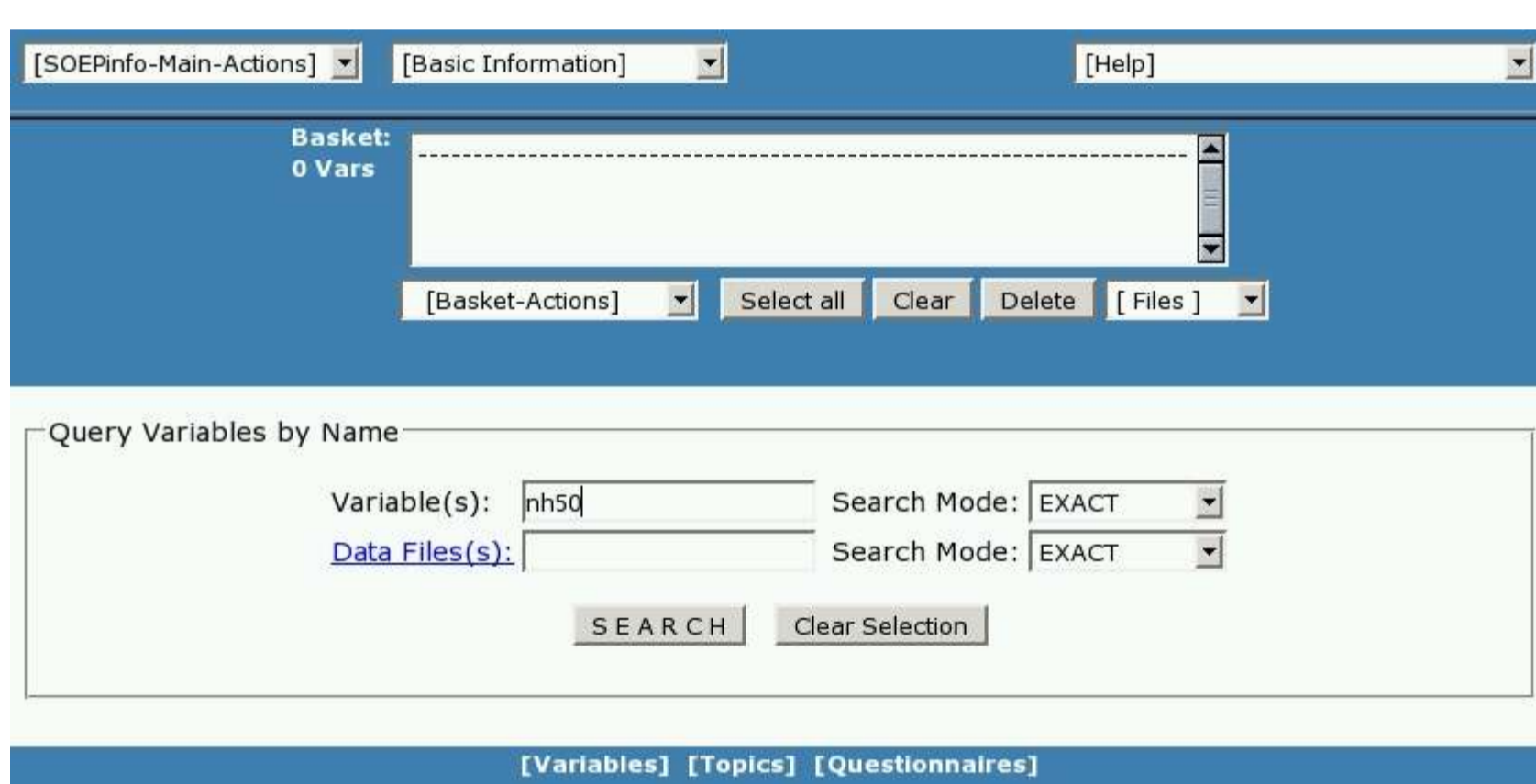
Description of basic numbers about sample sizes and file structure.



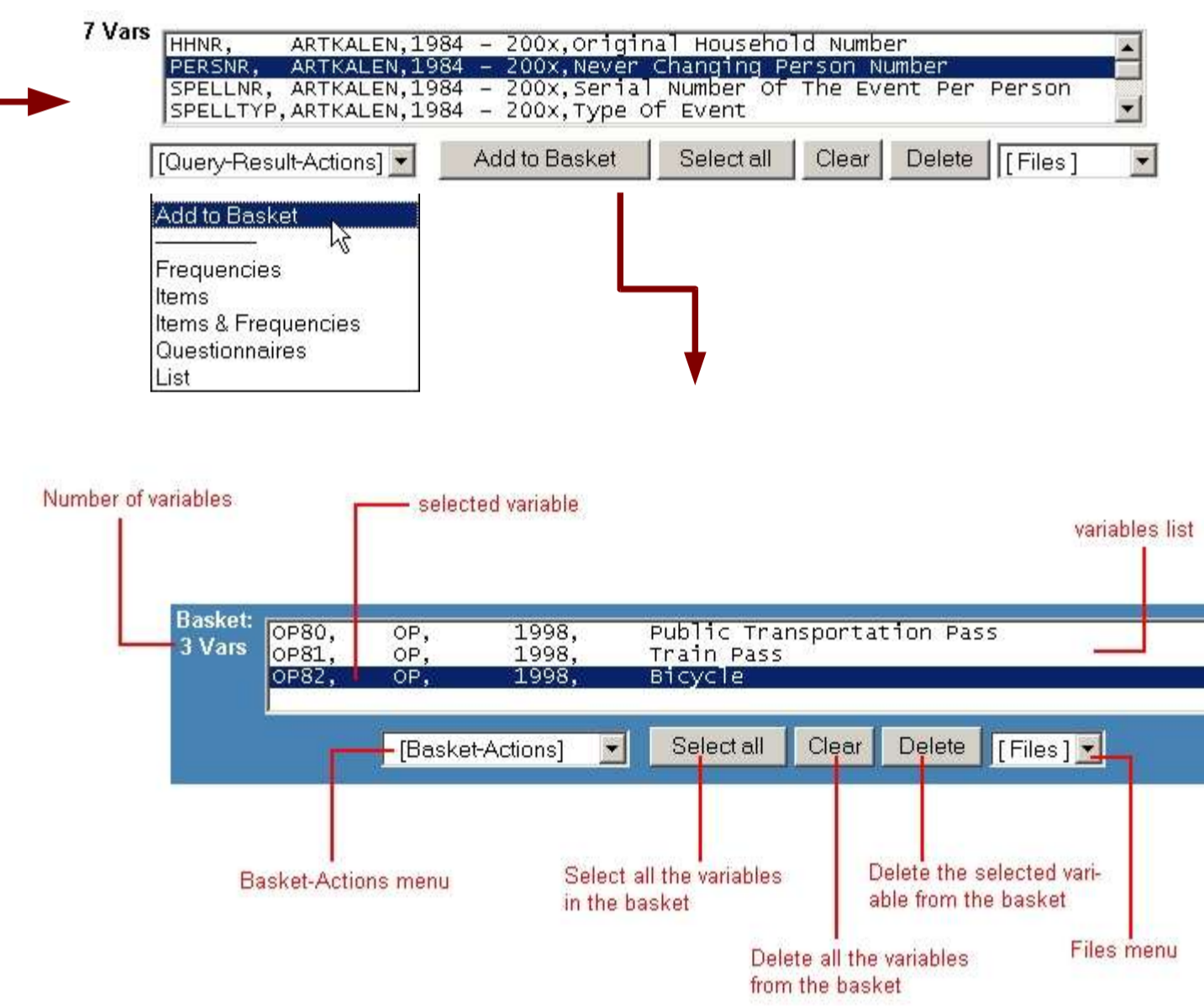
Online Help System

## 2. The search facilities

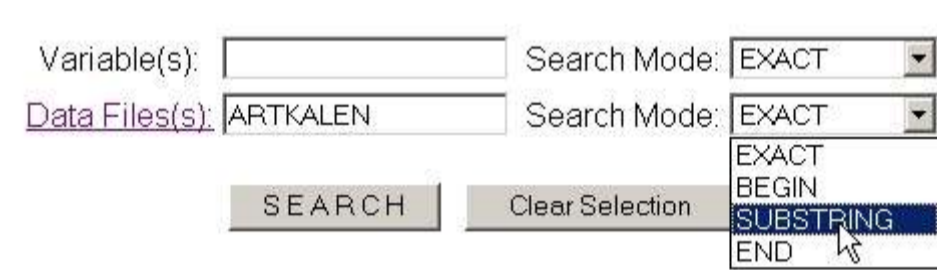
Query variables and files by names ...



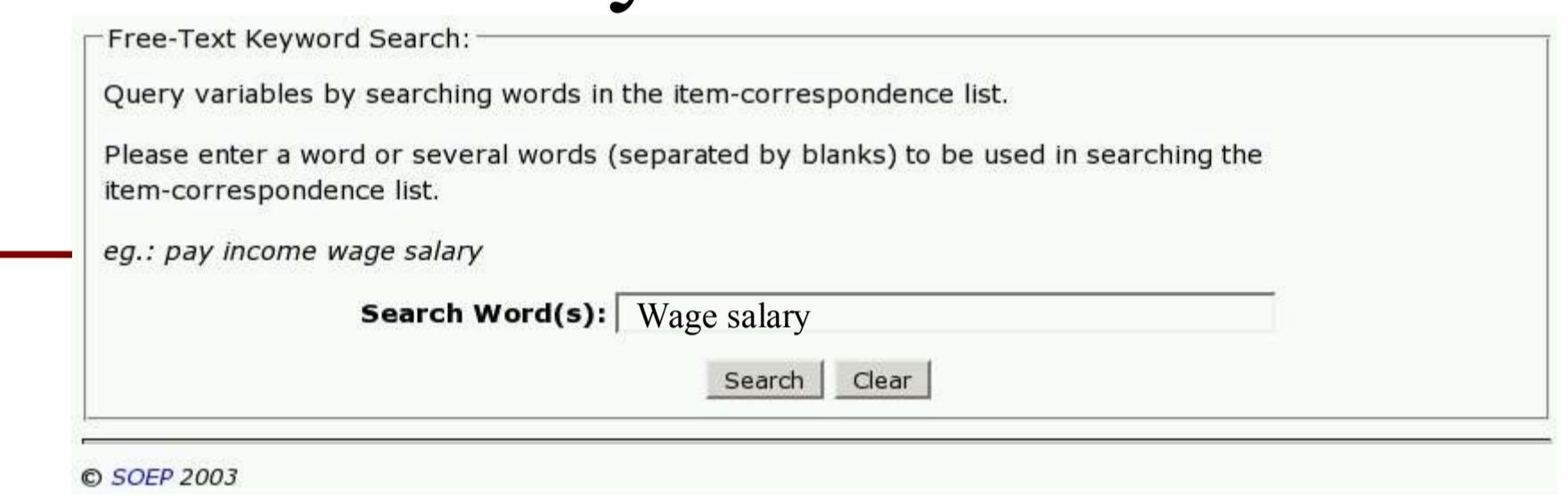
Review the results and selectively add them to the basket:



You can choose different search modes:



... or by word search:



Average Gross Amount Wage/Salary

Files: xPKAL

Year	Wave	Occupation
1984	AP2A03	Number Of Employer
1985	BP2A03	Occupational Prestige
1986	CP2A03	Industry Branch / Se
1987	DP2A03	Job Characteristics O
1988	EP2A03	Future Plans Of Older
1989	FP2A03	Job Market Re-entry
1990 W.	GP2A03	Occupational Expecta...
1990 E.	HP2A03	Monthly Net Income
1991 W.	IP2A03	Monthly Net Income
1991 E.	JP2A03	Wage/Salary
1992	KP2A03	Month Salary And Average Gross Pay
1993	LP2A03	Special Reimbursements For Employees
1994	MP2A03	Amount Of Paid Wage And Income Taxes
1995	NP2A03	
1996	OP2A03	
1997	PP2A03	
1998	QP2A03	
1999	RP2A03	
2000	SP2A03	
2001	TP2A03	
2002	UP2A03	

## 3. Access the SOEP by topics or by the questionnaires

### SOEPinfo - Topics

- Main Topics
- 1 Demography, Population And Biography
  - 2 Job Market And Occupation
  - 3 Income, Taxes And Social Security
  - 4 Housing
  - 5 Health
  - 6 Productivity And Expenditure Of Private Households
  - 7 Education And Qualification
  - 8 Basic Orientation, Participation, And Integration
  - 9 Traffic And Environment
  - 10 Gross Information / Method

Year	Wave	Questionnaire
1984-1993	All	Out+West: Integrierte Biographie (ALLE)
1994-2002	All	East+West: Integrierte Biographie (ALL)
1984-1993	All	Out+West: Haushalt (ALLE)   Personen (ALLE)
1994-2002	All	East+West: Haushalt (ALLE)   Personen (ALLE)
1984-1993	All	Out+West: Person Biographie (NEU)   Jugend Biographie (NEU)
1994-2002	All	East+West: Person Biographie (NEU)   Jugend Biographie (NEU)
1984-1993	All	Out+West: Haushalt (ALLE)   Personen (ALLE)
1994-2002	All	East+West: Haushalt (ALLE)   Personen (ALLE)

### 30. What is your current position / occupation?

Please give the exact title. For example, do not write "clerk", but "shipping clerk"; not "blue-collar worker", but "machine metalworker". If you are engaged in public employment, please give your official title, for example, "police chief" or "Studentrat". If you are an apprentice or in vocational training, please state the profession associated with your training.

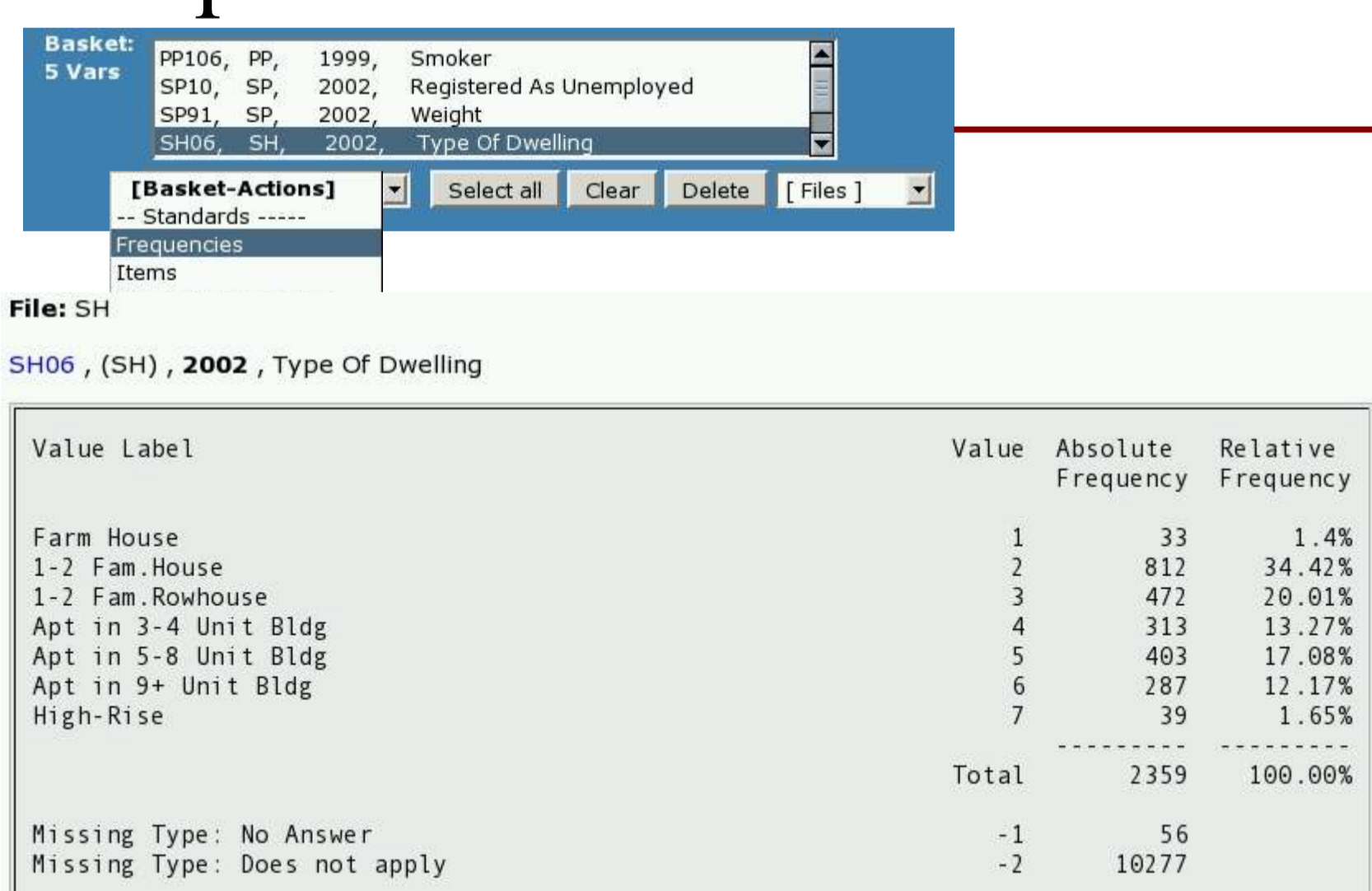
Please write the German term only!

### Generated Variables

- [IS8802] 4 digit ISCO-88 Occupation Code
- [ISE102] ISEI-Status88 Ganzeboom IS88
- [EGP02] Erikson and Goldthorpe Class Category IS88
- [SIOPS02] Treiman Standard International Occupation Prestige IS88
- [LFS02] Labour Force Status

## 3. SOEPinfo output

Frequencies of all variables:



Create the code for use with statistical (STATA, SPSS, SAS) programs to create your personal data file for further analysis:

```

#delimit;
/* ----- */
/* This command file was generated by SOEPINFO-WWW */
/* from the SOEP HOMEPAGE: http://www.diw-berlin.de/soep. */
/* ----- */
/* !!! IMPORTANT - WARNING !!! */
/* You alone are responsible for contents and appropriate */
/* usage by accepting the usage agreement. */
/* ----- */
/* To copy this command file to your own harddisk: */
/* Use your mouse or (CNTL-A) to select this text, then "copy" */
/* (CNTL-C) then in your windows application, or in a text */
/* editor, "paste" (CNTL-V). */
/* ----- */
/* Please report any errors of the STATA code generated here */
/* to Jan Goebel <jgoebel@diw.de> */
/* ----- */
/* ----- Here you can customize the paths and options: ----- */
/* ----- */
global MY_IN_PATH "/home/soepuser/soep/";
global MY_OUT_PATH "/tmp/";
global MY_TEMP_PATH "/tmp/";
global MY_OUT_FILE "${MY_OUT_PATH}new.dta";
global MY_LOG_FILE "${MY_OUT_PATH}new.log";
log using ${MY_LOG_FILE}, text replace;
set more off;

/* ----- [ automatically pull PPFAD ] ----- */
/* ----- */
use hhnr persnr sex gebjahr psample
rhhnr shhr
rnetto snetto
using ${MY_IN_PATH}ppfad.dta;
/* ----- [ balanced / unbalanced design ] ----- */
/* ----- */
keep if ( rnetto >= 1 | snetto >= 1 );

sort hhnr persnr;
save ${MY_TEMP_PATH}ppfad.dta, replace;
clear;
/* ----- [ automatically pull PHRF ] ----- */
/* ----- */
use hhnr persnr prgroup
rphrf sphrf
spbleib
using ${MY_IN_PATH}phrf.dta;

sort hhnr persnr;
save ${MY_TEMP_PATH}phrf.dta, replace;
    
```

The item correspondence for all variables:

SH06, (SH), 2002, Type Of Dwelling

Value	Label	Value	Absolute Frequency	Relative Frequency
1	Farm House	33	1.4%	
2	1-2 Fam. House	812	34.42%	
3	1-2 Fam.-Rowhouse	472	20.01%	
4	Apt in 3-4 Unit Bldg	313	13.27%	
5	Apt in 5-8 Unit Bldg	483	17.88%	
6	Apt in 9+ Unit Bldg	287	12.17%	
7	High-Rise	39	1.65%	
		Total	2359	100.00%
-1	Missing Type: No Answer	56		
-2	Missing Type: Does not apply	10277		

3.9.1 Total Amount

Current Monthly HH Net Income

Files: xH

Year	Wave	Occupation
1984	AH46	Number Of Employer
1985	BH39	Occupational Prestige
1986	CH51	Industry Branch / Se
1987	DH51	Job Characteristics O
1988	EH42	Future Plans Of Older
1989	FH42	Job Market Re-entry
1990 W.	GH42	Occupational Expecta...
1990 E.	HH48	Monthly Net Income
1991 W.	IH49	Monthly Net Income
1991 E.	JH49	Wage/Salary
1992	KH49	Month Salary And Average Gross Pay
1993	LH50	Special Reimbursements For Employees
1994	MH50	Amount Of Paid Wage And Income Taxes
1995	NH50	
1996	OH50	
1997	PH50	
1998	QH50	
1999	RH49	
2000	SH4901	